



DOMINION

# Mid Term Financial Report First Half 2021

22nd JULY 2021

# DISCLAIMER

- This document has been prepared by Global Dominion Access, S.A. ("Dominion"), and is for information purposes only. No reliance may or should be placed for any purposes whatsoever on the information contained in this document or on its completeness, accuracy or fairness. This document and the information contained herein are strictly confidential and are being shown to you solely for your information. The information may not be copied, distributed, reproduced or passed on, directly or indirectly, in whole or in part, or disclosed by any recipient, to any other person (whether within or outside such person's organization or firm) or published in whole or in part, for any purpose or under any circumstances.
- This document is an advertisement and not a prospectus for the purposes of applicable measures implementing EU Directive 2003/71/EC (such Directive, together with any applicable implementing measures in the relevant home Member State under such Directive, the "Prospectus Directive") and as such does not constitute or form part of any offer to sell or issue or invitation to purchase or subscribe for, or any solicitation of any offer to purchase or subscribe for, any securities of Dominion or any of its affiliates or subsidiaries, nor shall it or any part of it nor the fact of its distribution form the basis of, or be relied on in connection with, any contract or investment decision. Investors should not subscribe for or purchase any securities referred to in this advertisement except on the basis of the information contained in any prospectus eventually published in accordance with the Prospectus Directive. The information and opinions contained in this document are provided as at the date of the document and are subject to change.
- This document is not an offer of securities for sale in the United States, Australia, Canada or Japan. The information contained herein does not constitute an offer of securities for sale in the United States, Australia, Canada or Japan. Securities may not be offered or sold in the United States unless they are registered or are exempt from registration. No money, securities or other consideration is being solicited and, if sent in response to the information contained herein, will not be accepted. Copies of this document are not being, and should not be, distributed or sent into the United States. This document does not constitute an offer of securities to the public in the United Kingdom or in any other jurisdiction. The distribution of this document in other jurisdictions may also be restricted by law and persons into whose possession this document comes should inform themselves about and observe any such restrictions.
- This communication may contain forward-looking information and statements on Dominion, including financial projections and estimates and their underlying assumptions, statements regarding plans, objectives and expectations with respect to future operations, capital expenditures, synergies, products and services, and statements regarding future performance. Although Dominion believes that the expectations included in those forward-looking statements are reasonable, investors and shareholders are cautioned that forward-looking statements are subject to various risks and uncertainties, many of which are difficult to predict and generally beyond the control of Dominion, that could cause actual results and developments to differ materially from those expressed in, or implied or projected by, the forward-looking statements.
- Forward-looking statements are not guarantees of future performance. You are cautioned not to place undue reliance on the forward-looking statements, which speak only as of the date they were made. Except as required by applicable law, Dominion does not undertake any obligation to publicly update or revise any forward-looking statements, whether as a result of new information, future events or otherwise.
- The information and opinions contained in this document are provided as at the date of the document and are subject to verification, completion and change without notice. Neither Dominion nor any of its parent or subsidiary undertakings, or the subsidiary undertakings of any such parent undertakings, or any of such person's respective directors, officers, employees, agents, affiliates or advisers, undertakes any obligation to amend, correct or update this document or to provide the recipient with access to any additional information that may arise in connection with it.

## 2021 H1 P&amp;L evolution\_


We are growing at high rates compared to 2019, with growth levels above the historical average.

(€m)	H1 2019	H1 2021 vs H1 2019	H1 2020	H1 2021 vs H1 2020	H1 2021
<b>Turnover</b>	525.5		464.0		563.3
<b>Adjusted Turnover<sup>(1)</sup></b>	425.0	<b>19%</b>	402.8	<b>25%</b>	503.9
<b>EBITDA<sup>(2)</sup></b>	45.7	<b>15%</b>	30.0	<b>76%</b>	52.7
<b>% EBITDA on Turnover</b>	<b>10.8%</b>		<b>7.5%</b>		<b>10.5%</b>
<b>EBITA<sup>(2)</sup></b>	23.8	<b>30%</b>	10.0	<b>210%</b>	31.0
<b>% EBITA on Turnover</b>	<b>5.6%</b>		<b>2.5%</b>		<b>6.2%</b>
<b>EBIT<sup>(2)</sup></b>	21.3	<b>37%</b>	7.8	<b>275%</b>	29.2
<b>% EBIT on Turnover</b>	<b>5.0%</b>		<b>1.9%</b>		<b>5.8%</b>
<b>Net Income<sup>(3)</sup></b>	14.5	<b>31%</b>	0.9	<b>2056%</b>	<b>19.0</b>
<b>Net Income on Turnover</b>	<b>3.2%</b>		<b>0.2%</b>		<b>3.8%</b>

(1) Scope of consolidation varies with respect to H1 2020 due to: i) the exclusion of 6 months' results of Telco services activities divested in 2020; ii) the inclusion of 6 months of bolt-on acquisitions carried out in 2020; and iii) the inclusion of 5 months of Tankiac and 3 months of MINISO (2021 acquisitions).

(2) The scope of consolidation varies compared to H1 2019 due to: i) the exclusion of the results of 6 months of Telco services activities (divested in 2020) and 6 months of non-strategic IT activities (divested in 2019); ii) the inclusion of 5 months of Tankiac and 3 months of MINISO (2021 acquisitions); 6 months of bolt-on acquisitions carried out in 2020; and 1 month of Bygging India and 2 months of Alterna (2019 acquisitions).

# Highlights\_




DOMINION's excellent recovery is confirmed. effective already in the last quarter of 2020.

High growth compared to pre-pandemic levels. exceeding historical average growth. despite the fact that we are still under the effects of Covid-19, especially in some businesses.



## Sales



Regarding the H1 2020. organic sales grow **+26%** in constant currency. The inorganic effect is negative (-0.6%) and the FOREX effect -0.6%.

**Organic** growth **+21% compared to 2019 H1.**

**Double-digit** growth **in all business segments.**

## Margins



**Operating leverage:**  
+15% EBITDA, +30% EBITA and +37% EBIT vs 2019 H1.

High margin levels in the B2B segment.  
**exceeding historical first quarter margins.**

## Net Income

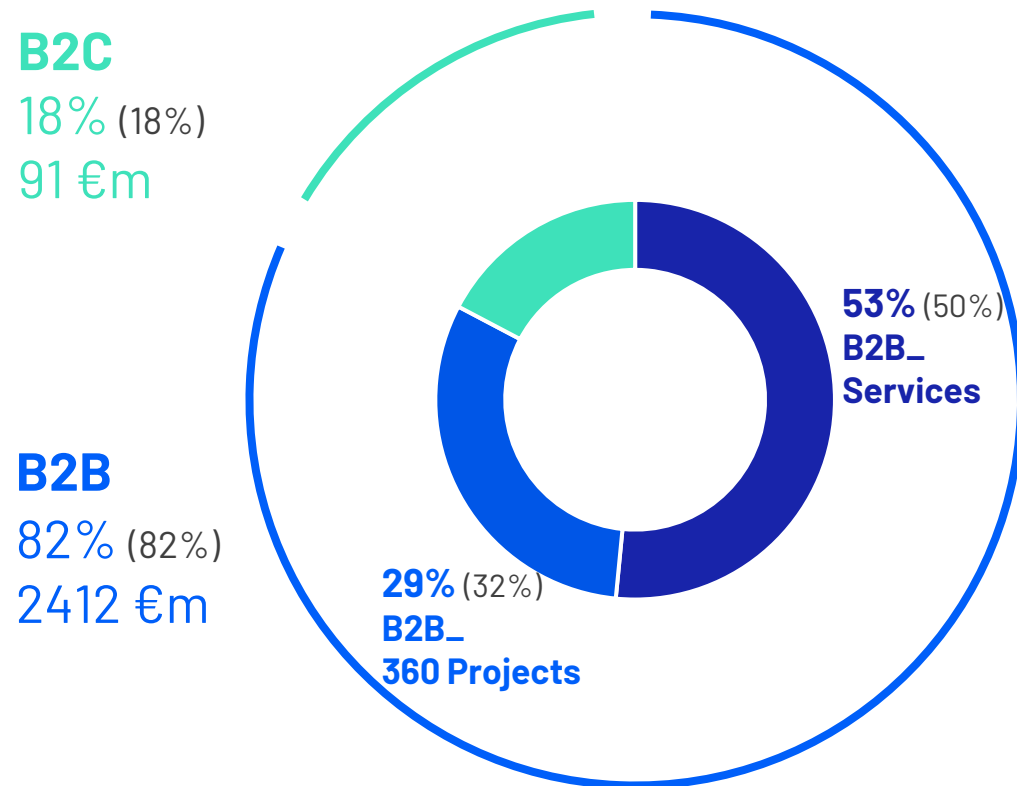


Net profit of €19m. which is a **half-yearly record.**

Growing **+31% compared to 2019 H1.**

# Adjusted Turnover<sup>(1)</sup> by segment\_

Growth in all segments; with strong recovery in B2B Services



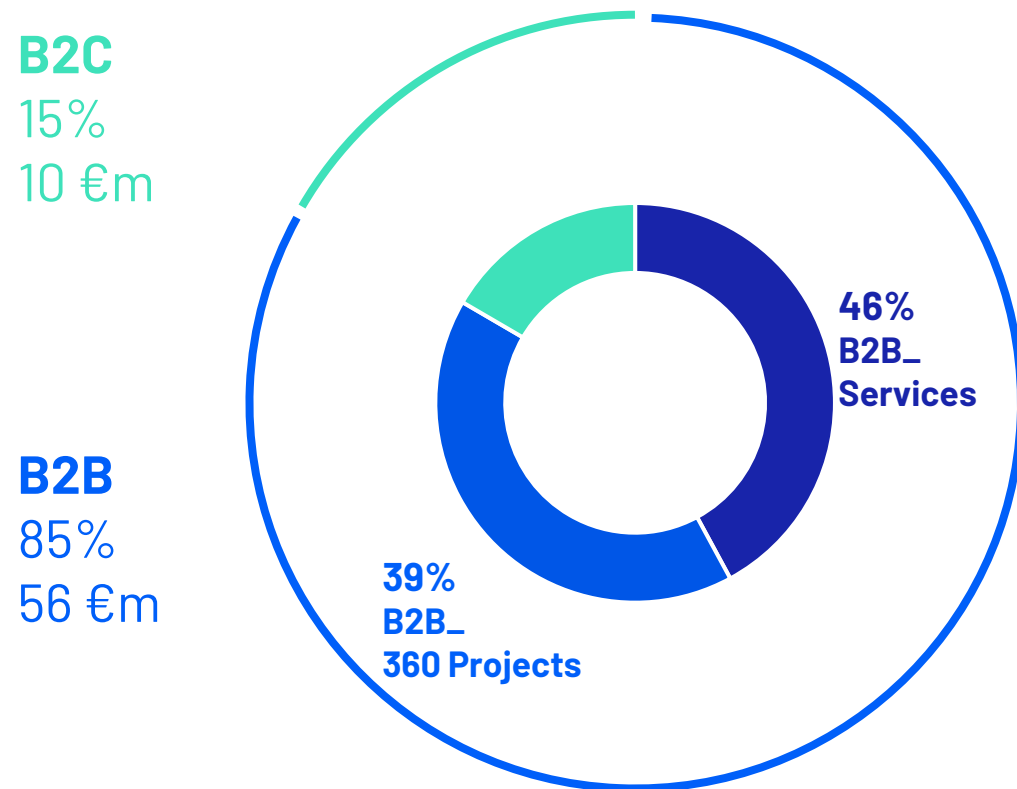
	H1 2020		H1 2021
<b>B2B_ Services</b>	202.3 €m	+32%	267.9 €m*
<b>B2B_ 360 Projects</b>	127.1€M	+14%	144.5 €m
<b>B2C</b>	73.5 €m	+25%	91.4 €m

\* B2B Services has a smaller scope of consolidation in 2021 H1 than in 2020 H1, because the divestments carried out in 2020 were higher than the investments.

Organic growth B2B Services= 35%

# Contribution Margin <sup>(4)</sup> distribution by segment\_

Contribution margin reaches record levels in all segments.



	H1 2020		H1 2021
<b>B2B_Services</b>	21.6 €m	+41%	30.5 €m
<b>B2B_360 Projects</b>	20.8 €m	+22%	25.4 €m
<b>B2C</b>	0.7 €m	+1,251%	10.1 €m

# B2B Segment in detail\_

## B2B\_ Services

11.4%  
CM on Turnover

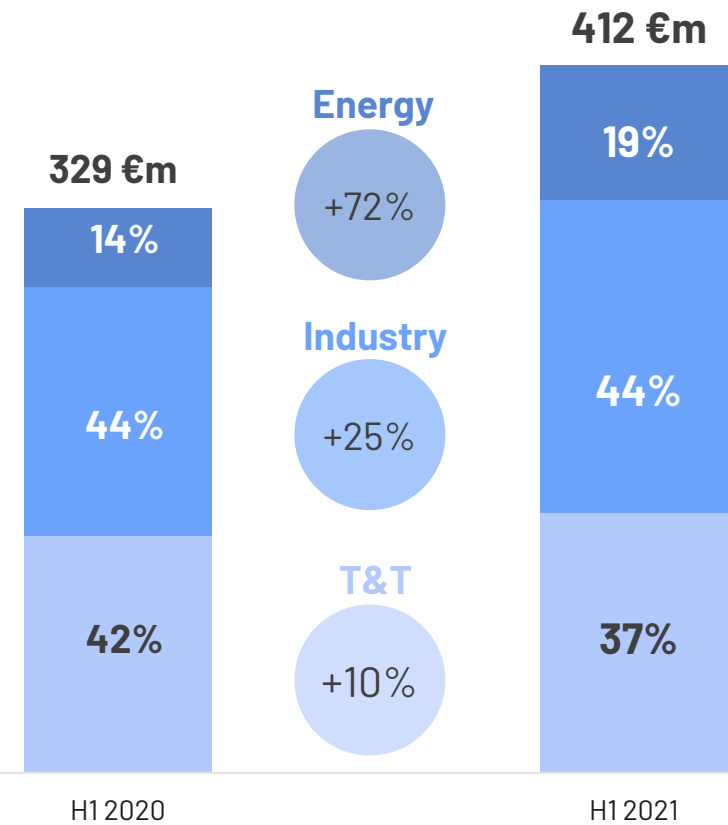
- A semester of **strong growth**, well above the historical average.
- Sales **grew organically by double digits**, both compared to H1 2020 (+35%) and H1 2019 (+14%), **consolidating the segment's growth potential**.
- **Strong recovery of margins**, which reached strategic levels in the quarter (12.6% in 2Q).

## B2B\_ 360 Projects

17.6%  
CM on Turnover

- Sales **growing at double-digit rates**, driven by the growth of executions.
- Margins **continue to be above strategic targets**, with one-off events during 2Q 2021 bringing quarterly MC to levels of 19%.
- The **carterization** and enhancement plans for the **renewables project** continue.

Turnover<sup>(1)</sup> by activity field



# B2C Segment in detail\_

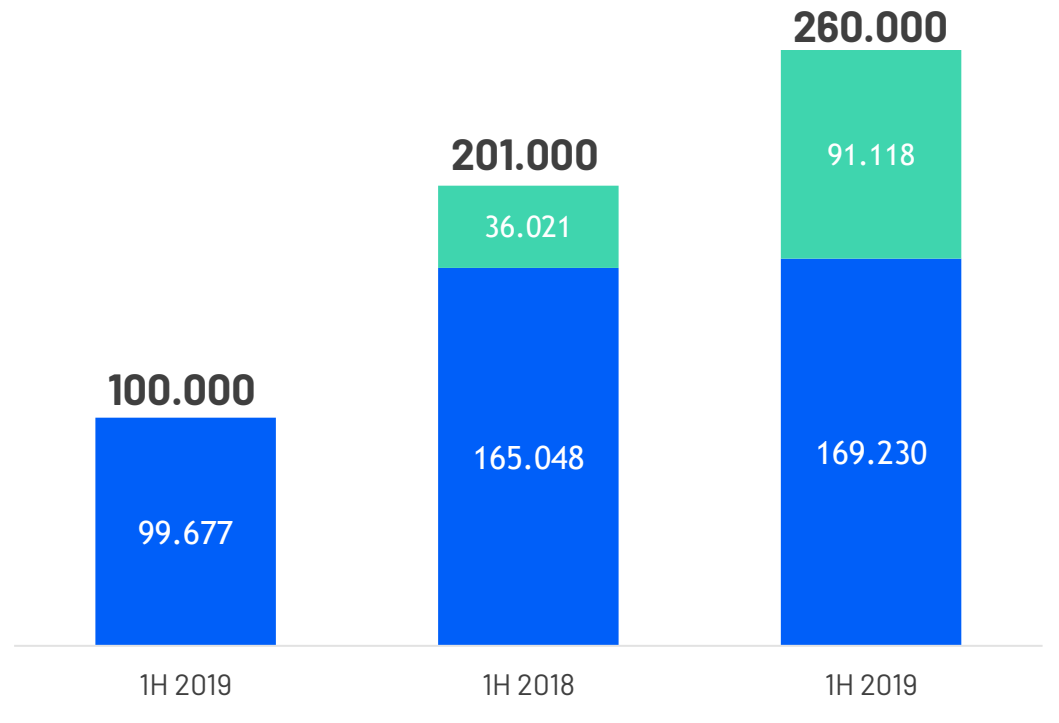
## B2C\_

- YoY service base growth (+59,000 net new services), despite the fact that the first half of the year continues to suffer from the slow recovery of consumption habits in the physical channel and the transformation of customer acquisition channels.
- Strong uptake in the telecommunications vertical.
- Temporary increase in the energy churn rate as a result of the tariff changes implemented in June.
- Sales driven by high energy prices during 2Q.
- High potential for recovery in this B2C segment during the second half of the year.

**260.000**  
Active Services

## No. of services by type of supply

- Energy services
- Telecommunications services





## Balance sheet\_

(€m)	DECEMBER 2020	JUNE 2021
Fixed Assets	479.5	489.4
Net Working Capital	(191.6)	(196.8)
<b>Total Net Assets</b>	<b>287.9</b>	<b>292.6</b>
Net Equity	319.7	330.2
Net Financial Debt <sup>(5)</sup>	(87.4)	(82.6)
Other	55.5	45.0
<b>Total Net Equity and Liability</b>	<b>287.9</b>	<b>292.6</b>

- ✓ **Operating cash flow** generation **greater than 75% of EBITA**.
- ✓ Variation in net cash explained by **earn outs, M&A and treasury stock transactions**.
- ✓ The **dividend to be paid** in July has already been deducted from equity.

# 2021 Perspectives\_

In view of the results obtained...

# 2021

... we reaffirm our previously announced objectives.

By **2021**, we will be **well above pre-Covid** levels of activity and profitability

... **growing vs. 2019** above strategic plan targets

	Strategic Plan Objectives	
<b>Sales</b>	>5%	<b>Double-digit</b> growth
<b>EBITA</b>	>10%	Growth > <b>10%</b>
<b>Net Income</b>	>20%	Growth > <b>25%</b>

... and with a generation of **free operating cash >75% EBITA**

# Appendix\_

- (1) Adjusted turnover:** Annual Accounts Turnover without revenues from sold devices
- (2) EBITDA:** Net Operating Income + Depreciation
  - EBITA:** Net Operating Income + PPA's
  - EBIT:** Net Operating Income
- (3) Net Income:** if not indicated otherwise, it refers to the Net Income from continuing operations
- (4) Contribution Margin:** EBITDA before corporate structure and central administration costs
- (5) Net Financial Debt:** Financial Debt (Long and short Term) +/- Derivative financial instruments - Cash and Short-Term Investments
- (6) Free Operating Cash Flow:** EBITDA - difference between CAPEX and Amortization - NWC variation - Net Financial Income - Tax payment; (acquisitions excluded)
- (7) RONA:** EBITA / (Total non-current assets - Deferred assets - Goodwill not associated to cash + PPAs amortization current year + Net WC ; excluded acquisitions of the year).
- (8) WC:** Working capital

## 2Q Results and comparative performance\_

( m€)	2Q 2019	2Q 2021 vs 2Q 2019	2Q 2020	2Q 2021 vs 2Q 2020	2Q 2021
Turnover	240.1		196.2		277.0
Adjusted Turnover <sup>(1)</sup>	212.4	<b>18%</b>	178.2	<b>41%</b>	250.8
EBITDA <sup>(2)</sup>	24.7	<b>13%</b>	12.0	<b>132%</b>	28.0
% EBITDA on Turnover	<b>11.6%</b>		<b>6.8%</b>		<b>11.1%</b>
EBITA <sup>(2)</sup>	12.1	<b>35%</b>	1.1	<b>1.442%</b>	16.3
% EBITA on Turnover	<b>5.7%</b>		<b>0.6%</b>		<b>6.5%</b>
EBIT <sup>(2)</sup>	10.9	<b>41%</b>	0.0	<b>NA</b>	15.3
% EBIT on Turnover	<b>5.1%</b>		<b>0.0%</b>		<b>6.1%</b>
Net Income	7.8	<b>28%</b>	-3.0	<b>NA</b>	10.0
% Net income on Turnover	<b>3.7%</b>		<b>-1.7%</b>		<b>4.0%</b>

We help our clients transform to become more efficient.

We apply technology to make this happen.

We are DOMINION.



**Headquarters**

Ibáñez de Bilbao. 28 8º A y B

48009 BILBAO (SPAIN)

Phone: (+34) 944 793 787

[dominion-global.com](https://www.dominion-global.com)

© DOMINION 2021